

Important driving instructions for Nolinor Aviation charter

(Mirabel International Airport area)

Follow these driving instructions to easily get to Nolinor Aviation's Charter Terminal at Mirabel.

For those of you with a GPS or smart phone, here is the address of the Nolinor Aviation Charter Terminal :

11845, Rue Irénée Vachon
Mirabel (Québec) J7N 1G9

Nolinor Aviation is situated on the far right (west side) of the Mirabel Airport area. (Outside of the Mirabel Terminal area).

From Montreal area (40 Est and / or Ouest) take the exit for **Autoroute 15 North**. On Autoroute 15 North, follow Mirabel Airport signs « with the small plane depiction ». Do not take Exit 31 at the sign for the village of Mirabel.

Take Exit 35 « **Autoroute 50 Ouest** » towards Lachute.

You must **follow the signs for « Fret Cargo »** (it is after the Mirabel « Main Terminal exit on Autoroute 50 Ouest »





Take Exit 285-N and follow the highway ramp towards Louis-Bisson on your right. **Turn left onto Louis-Bisson**, and keep driving till the end. You will see 11600 Louis-Bisson entrance for Nolinor.

We hope these indications will be useful and wish you a nice stay at Safari Anticosti.

Getting to Nolinor

From **Montréal**





On autoroute  O toward Lachute
Take exit  toward Livraison Services
Turn right onto Rue Service A 1
Take the 1st left on Rue Louis-Bisson
Stay straight until you see Nolinor



Getting to Nolinor

From **Ontario**



On autoroute  E toward Mirabel/Montréal
Take exit  toward Rue Louis-Bisson
Turn right onto Rue Louis-Bisson
Stay straight until you see Nolinor

